

# WILKERSON®

Englewood, CO 80110

Installation and Service Instructions:  
83-959-000

Bowl Kits, Drain Kits, Bowl Guard Kits,  
Sight Gauge Kits and Force Fill  
Adapter Kits

ISSUED: November, 2001  
Supersedes: None

EN# 01085520, Rev.1

## WARNING

To avoid unpredictable system behavior that can cause personal injury and property damage:

- Disconnect electrical supply (when necessary) before installation, servicing, or conversion.
- Disconnect air supply and depressurize all air lines connected to this product before installation, servicing, or conversion.
- Operate within the manufacturer's specified pressure, temperature, and other conditions listed in these instructions.
- Medium must be moisture-free if ambient temperature is below freezing.
- Service according to procedures listed in these instructions.
- Installation, service, and conversion of these products must be performed by knowledgeable personnel who understand how pneumatic products are to be applied.
- After installation, servicing, or conversion, air and electrical supplies (when necessary) should be connected and the product tested for proper function and leakage. If audible leakage is present, or the product does not operate properly, do not put into use.
- Warnings and specifications on the product should not be covered by paint, etc. If masking is not possible, contact your local representative for replacement labels.

## CAUTION

Polycarbonate bowls, being transparent and tough, are ideal for use with Filters and Lubricators. They are suitable for use in normal industrial environments, but should not be located in areas where they could be subjected to direct sunlight, an impact blow, nor temperatures outside of the rated range. As with most plastics, some chemicals can cause damage. Polycarbonate bowls should not be exposed to chlorinated hydrocarbons, ketones, esters and certain alcohols. They should not be used in air systems where compressors are lubricated with fire-resistant fluids such as phosphate ester and diester types.

Metal bowls are recommended where ambient and/or media conditions are not compatible with polycarbonate bowls. Metal bowls resist the action of most such solvents, but should not be used where strong acids or bases are present or in salt laden atmospheres. Consult the factory for specific recommendations where these conditions exist.

**TO CLEAN POLYCARBONATE BOWLS USE MILD SOAP AND WATER ONLY! DO NOT** use cleansing agents such as acetone, benzene, carbon tetrachloride, gasoline, toluene, etc., which are damaging to this plastic.

## WARNING

To avoid polycarbonate bowl rupture that can cause personal injury or property damage, do not exceed bowl pressure or temperature ratings. Polycarbonate bowls have a 150 PSIG pressure rating and a maximum temperature rating of 125°F.

## Introduction:

Follow these instructions when installing, operating, or servicing the product.

## Application Limits

These products are intended for use in general purpose compressed air systems only.

### With Polycarbonate Bowl

	kPa	PSIG	bar
Operating Pressure Maximum	1024	150	10.2
Operating Temperature Maximum		52°C (125°F)	
Operating Temperature Minimum		0°C (32°F)	

### With Metal Bowl

	kPa	PSIG	bar
Operating Pressure Maximum	1734	250	17.3
Operating Temperature Maximum		80°C (175°F)	
Operating Temperature Minimum		0°C (32°F)	

## WARNING

**FAILURE OR IMPROPER SELECTION OR IMPROPER USE OF THE PRODUCTS AND/OR SYSTEMS DESCRIBED HEREIN OR RELATED ITEMS CAN CAUSE DEATH, PERSONAL INJURY AND PROPERTY DAMAGE.**

This document and other information from The Company, its subsidiaries and authorized distributors provide product and/or system options for further investigation by users having technical expertise. It is important that you analyze all aspects of your application, including consequences of any failure and review the information concerning the product or systems in the current product catalog. Due to the variety of operating conditions and applications for these products or systems, the user, through its own analysis and testing, is solely responsible for making the final selection of the products and systems and assuring that all performance, safety and warning requirements of the application are met.

The products described herein, including without limitation, product features, specifications, designs, availability and pricing, are subject to change by The Company and its subsidiaries at any time without notice.

**EXTRA COPIES OF THESE INSTRUCTIONS ARE AVAILABLE FOR INCLUSION IN EQUIPMENT / MAINTENANCE MANUALS THAT UTILIZE THESE PRODUCTS. CONTACT YOUR LOCAL REPRESENTATIVE.**

### Instructions

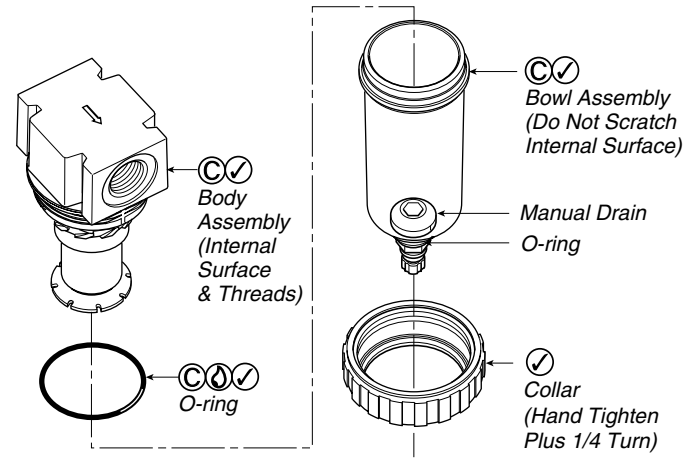
1. Turn off air supply and depressurize the unit before removing any parts.

**Note:** Lubricators with force fill devices require oil system shut-off and disconnection. Filters with automatic drains may require drain line disconnection.

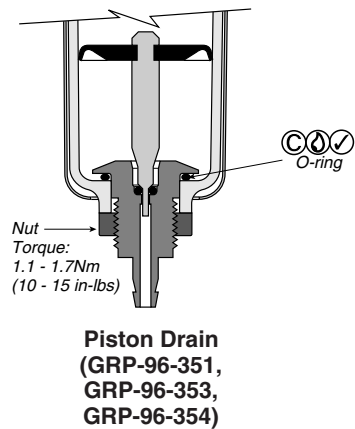
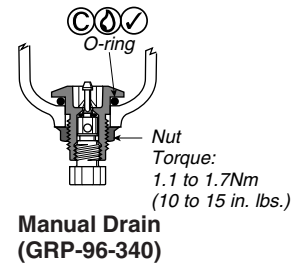
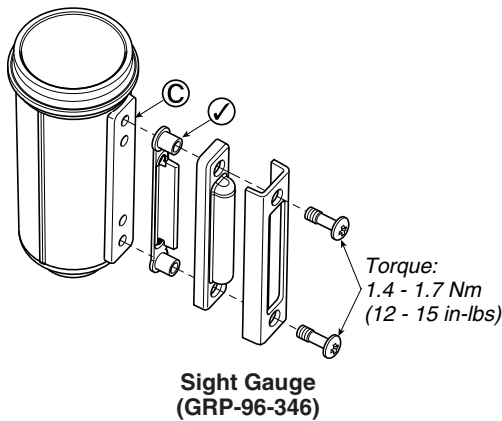
**CAUTION:** Be certain that pressure is relieved on both sides of any regulator in a system.

**WARNING:** Conversion or replacement of an old metal bowl with a new plastic bowl will reduce the product pressure / temperature rating. Be certain that the circuit and environment does not exceed the lower ratings; and that rating labels elsewhere on the product are replaced with one describing the lower rating. Failure to do so may cause property damage, injury or death.

2. After installation or service, apply system pressure and check for air leaks. If leakage occurs, **DO NOT OPERATE** — conduct repairs again.



- ① Lightly grease with provided lubricant. (Grease is silicone free)
- ✓ Inspect for nicks, scratches, and surface imperfections. If present, reduced service life is probable and future replacement should be planned.
- Ⓒ Clean with lint-free cloth.



### Kits Available

Description	Filter	Lubricator
Bowl Guard Kit	GRP-96-345	GRP-96-345
Body Force Fill Adapter Kit	—	LRP-96-302
Sight Gauge Kit	GRP-96-346	GRP-96-346
<b>Metal Bowl Kits</b>		
Manual Drain	GRP-96-348	—
Piston Drain	GRP-96-353	—
Sight Gauge & Manual Drain	GRP-96-349	LRP-96-306
Sight Gauge & Piston Drain	GRP-96-352	—
Sight Gauge & Force Fill Adapter	—	LRP-96-305
<b>Polycarbonate Bowl Kits</b>		
Manual Drain	GRP-96-347	LRP-96-303
Piston Drain	GRP-96-351	—
Bowl Force Fill Adapter Kit	—	LRP-96-304
No Drain	—	LRP-96-308
<b>Drain Kits</b>		
Manual Drain	GRP-96-340	GRP-96-340
Piston Drain	GRP-96-354	—

