

# 16/26 SERIES

COMPACT & STANDARD MODULAR  
AIR PREPARATION SYSTEMS



**WILKERSON®**

# WILKERSON FILTERS, REGULATORS AND LUBRICATORS



F26  
Filter



R26  
Regulator



L26  
Lubricator



M16  
Coalescing Filter



CB6  
Filter/Regulator  
w/ Optional Gauge



CB7  
Filter/Regulator-Lubricator



CB6  
Filter/Regulator

# ACCESSORIES & OPTIONS



## Bowls

Integral plastic bowl and metal bowl guards with quick disconnect safety latch are standard and suitable for most applications. Metal bowls are also available with or without integral liquid-level indicator. Metal bowls are recommended where materials or temperatures harmful to plastic bowls are present.



## Modular Manifold Blocks

Multiported manifold blocks for increased design flexibility. Manifold blocks can be installed either after the filter or regulator, providing three additional 1/4" NPT tapped auxiliary ports. Inlet/outlet ports are nonthreaded.

## Modular Sleeve with and without Mounting Brackets

Our unique modular sleeve design easily and quickly connects one or more units and accessories together without pipe nipples. Hand tightening the threaded pipe pin provides a tight seal between units. Brackets are designed for mounting a single unit or combination of units directly to a flat surface. The brackets prevent excessive unit vibration or sag in the air supply line.



F-Series  
5 micron



M-Series  
0.5 micron



M-Series  
0.01 micron



M-Series  
0.01 micron

## Filter Elements

### F Series

Standard 5 micron rated depth-type element provides superior removal of solid particles and bulk liquids. ①

### M Series

Standard 0.5 micron coalescing filter element for high efficiency removal of water and oil aerosols and solid particulate contaminants down to 0.5 ppm/wt at 86°F. Our Type-C.01 micron filter element is available as an option. ② ③



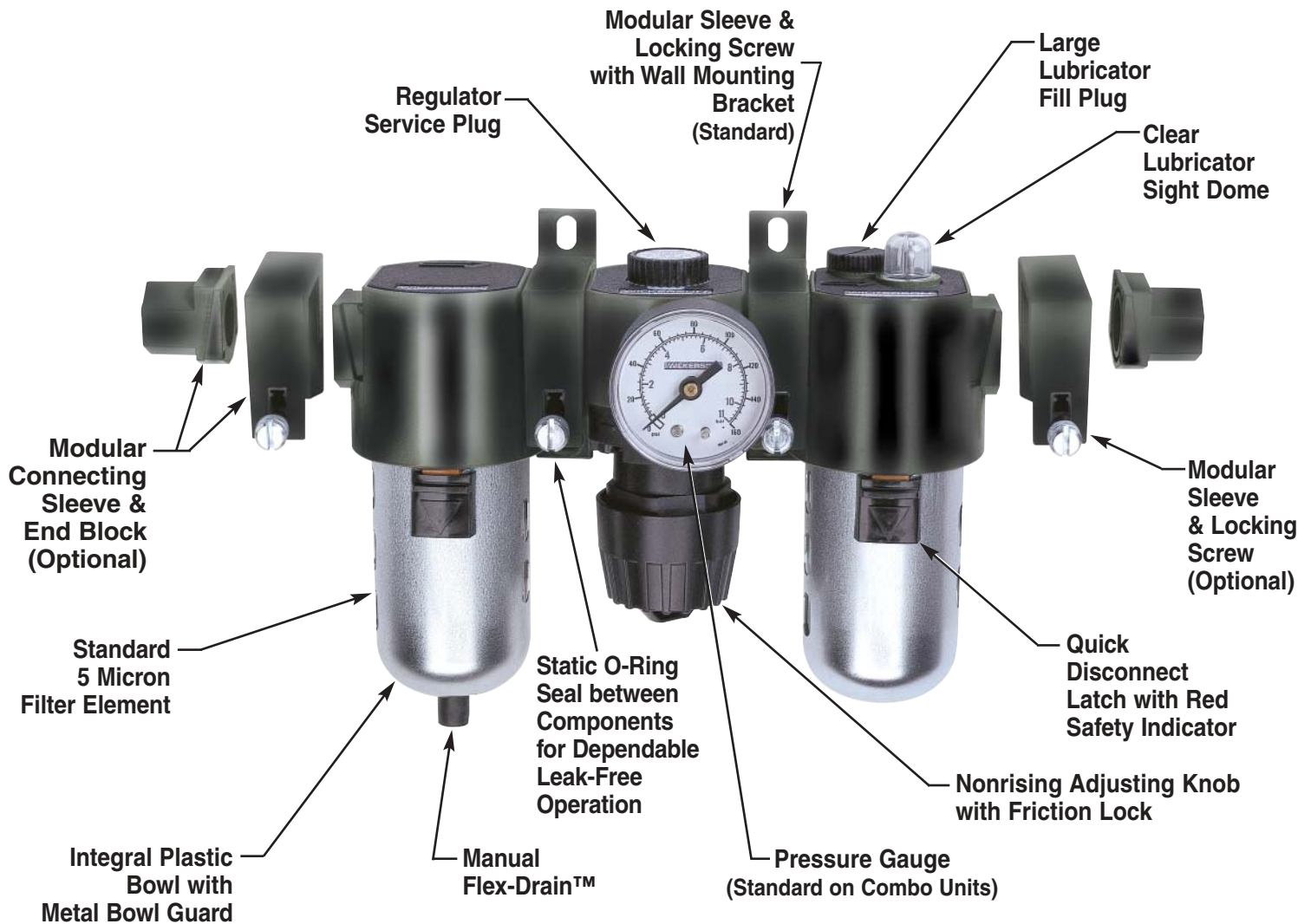
① "F" Series Filters, Type "A" 5 micron elements: All Wilkerson Type "A" 5 micron elements meet or exceed ISO Class 3 for maximum particle size and concentration of solid contaminants.

② "M" Series Coalescing Filters, with Type "B" 0.5 micron elements: All Wilkerson Type "M" Oil Removal (Coalescing) Filters with Type "B" 0.5 micron elements exceed ISO Class 2 for maximum particle size and concentration of solid contaminants, and exceed Class 3 on maximum oil content (ppm/wt).

③ "M" Series Coalescing Filters, with Type "C" 0.01 micron elements: All Wilkerson Type "M" Oil Removal (Coalescing) Filters with Type "C" 0.01 micron elements exceed ISO Class 1 for maximum particle size and concentration of solid contaminants, and exceed Class 1 on maximum oil content (ppm/wt).

NOTE: All classes above refer to International Standard Organization (ISO) standard 8573-1:1991(E), pertaining to maximum particle size and concentration of solid contaminants, and maximum oil contents.

# MODULAR 16/26 SERIES



## Modular Combination Unit

(C16 Shown with optional modular connecting end blocks and sleeves)

### Filter/Regulator/Lubricator Features

- Compact flexible design.
- Easy to service.
- Inlet/outlet ports tapped in 1/4", 3/8" or 1/2" NPT or BSPP-G.
- Manual Flex-Drain™ standard — Automatic Mechanical Drain optional.
- Quick disconnect integral plastic bowl with metal bowl guard and safety warning latch.
- Standard 5 micron filtration.
- Balanced regulator valve design for superior regulation characteristics.
- Excellent regulator flow characteristics with minimal pressure drop.
- Lubricator can be filled while under pressure (L16, L26 EconoMist™ units).
- Variable Flow-Guide™ orifice maintains constant oil-to-air ratio, regardless of air flow.
- The 16 and 26 Series use the same Modular Sleeve and locking screw, allowing ease of maintenance and flexibility in installation.

# ACCESSORIES & OPTIONS



## Safety Shut-off, Lock-out Valves

Exhaust-type safety valves that conform to OSHA lockout regulations\*, can be installed immediately upstream of a F-R-L unit. The ball-type valve operates with a 1/4 turn from open to shut position.

The valve exhausts downstream pressure when in the closed position. Particularly useful for isolation and depressurizing a downstream component requiring maintenance or replacement.

*\*OSHA 29 CFR Part 1910 — Control of Hazardous Energy Source (Lockout/Tagout)*



**Modular Connection End Blocks**  
Threaded end blocks are available in five (1/4", 3/8", 1/2", 3/4", 1" NPT) pipe sizes. The modular sleeve allows a single unit or a combination of units to be piped into the air system in the modular mode. This feature allows ease of unit servicing or replacement without disturbing the air line connections.



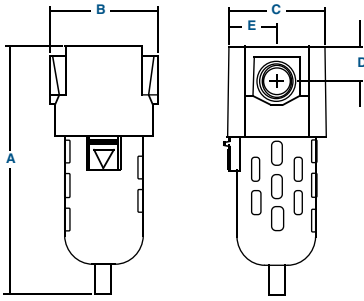
## Drains

### Automatic Mechanical Drain

This optional drain operates under compressed air pressures ranging from a minimum of 15 psig to a maximum 200 psig and 175°F maximum operating temperature. (Applications above 150 psig or 125°F require the use of metal bowls.)

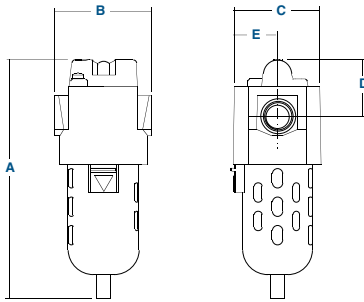
### Manual Flex-Drain™

Simply pushing the rubber tip to one side will drain the bowl. It shuts off automatically when released (standard).



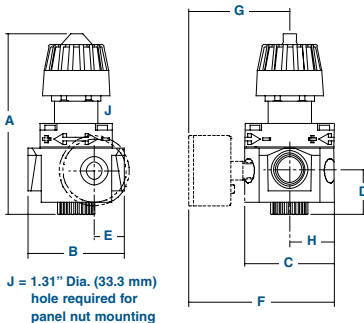
### Dimensions

Models	Inches mm	A	B	C	D	E
Compact Unit F16-XX-000		6.5 165	3.0 76	2.6 66	1.0 25.4	1.3 33
Standard Unit F26-XX-000		7.4 188	3.3 84	3.0 76	1.0 25.4	1.53 38.9



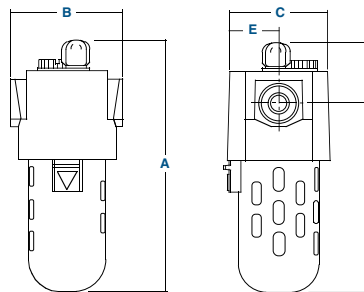
### Dimensions

Models	Inches mm	A	B	C	D	E
Compact Unit M16-XX-000		7.5 190.5	3.0 76	2.5 63.5	1.8 46	1.3 33
Standard Unit M26-XX-000		8.2 208	3.3 84	3.0 76	1.9 48	1.53 38.9



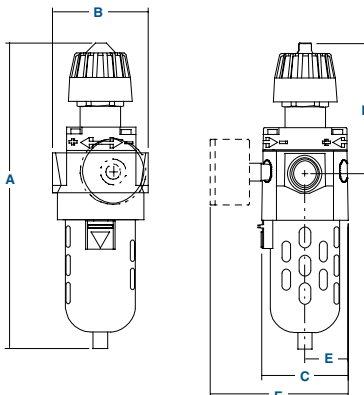
### Dimensions

Models	Inches mm	A	B	C	D	E	F	G	H	J
Compact Unit with Gauge R16-XX-000		5.2 132	3.0 76	2.6 66	1.2 30.5	1.02 25.9	4.3 109	2.80 71	1.3 33.1	1.31 33
Standard Unit with Gauge R26-XX-000		6.48 165	3.35 85	3.10 79	1.35 34	1.13 28.7	4.80 122	3.13 79.5	1.55 39.4	1.88 47.8



### Dimensions

Models	Inches mm	A	B	C	D	E	F
Compact Unit L16-XX-000 & L17-XX-000		6.66 169	3.0 76	2.62 66.5	1.62 41	1.31 33.3	5.03 128
Standard Unit L26-XX-000 & L27-XX-000		7.06 179	3.35 85	3.06 78	1.60 41	1.53 38.9	5.46 139



### Dimensions

Models	Inches mm	A	B	C	D	E	F
Compact Unit CB6-XX-000		9.38 238	3.00 76	2.64 67	3.95 100	1.34 34	4.18 106

**NOTE:** 1.31" Dia. (33.3 mm) hole required for panel nut mounting

# MODULAR 16/26 SERIES

## SPECIFICATIONS AND ORDERING DATA

Model	Description	Pipe Size NPT	Max. Flow SCFM	Max. Inlet Pressure PSIG*	Max. Temp °F*	Bowl Capacity oz.	Height inches	Width inches	Weight lbs.
<b>COMPACT SIZE "16" SERIES</b>									
F16-02-000	Filter	1/4	63.0	150	125	2.7	6.5	3	1.8
F16-03-000	Filter	3/8	74.1	150	125	2.7	6.5	3	1.8
F16-04-000	Filter	1/2	80.4	150	125	2.7	6.5	3	1.8
M16-02-S00	Coalescing Filter	1/4	37.0	150	125	2.7	7.5	3	1.8
M16-03-S00	Coalescing Filter	3/8	44.7	150	125	2.7	7.5	3	1.8
M16-04-S00	Coalescing Filter	1/2	46.1	150	125	2.7	7.5	3	1.8
R16-02-000	Regulator	1/4	71.5	300	150	—	5.2	3	1.7
R16-03-000	Regulator	3/8	80.5	300	150	—	5.2	3	1.7
R16-04-000	Regulator	1/2	88.0	300	150	—	5.2	3	1.7
L16-02-000	Lubricator	1/4	36.1	150	125	5	6.66	3	1.8
L16-03-000	Lubricator	3/8	58.5	150	125	5	6.66	3	1.8
L16-04-000	Lubricator	1/2	64.0	150	125	5	6.66	3	1.8
C16-02-E00	Filter-Regulator-Lubricator	1/4	36.1	150	125	2.7, 5**	7.15	11	7.3
C16-02-E00	Filter-Regulator-Lubricator	3/8	58.5	150	125	2.7, 5	7.15	11	7.3
C16-04-E00	Filter-Regulator-Lubricator	1/2	64.0	150	125	2.7, 5	7.15	11	7.3

### STANDARD SIZE "26" SERIES

F26-02-000	Filter	1/4	81.3	150	125	3.2	7.4	3.3	2.9
F26-03-000	Filter	3/8	117.8	150	125	3.2	7.4	3.3	2.9
F26-04-000	Filter	1/2	149.8	150	125	3.2	7.4	3.3	2.9
M26-02-S00	Coalescing Filter	1/4	55.0	150	125	3.2	8.2	3.3	2.4
M26-03-S00	Coalescing Filter	3/8	65.5	150	125	3.2	8.2	3.3	2.4
M26-04-S00	Coalescing Filter	1/2	79.5	150	125	3.2	8.2	3.3	2.4
R26-02-000	Regulator	1/4	112.0	300	150	—	6.5	3.35	2.5
R26-03-000	Regulator	3/8	148.0	300	150	—	6.5	3.35	2.5
R26-04-000	Regulator	1/2	185.0	300	150	—	6.5	3.35	2.5
L26-02-000	Lubricator	1/4	35.0	150	125	10	7.1	3.35	2.4
L26-03-000	Lubricator	3/8	60.0	150	125	10	7.1	3.35	2.4
L26-04-000	Lubricator	1/2	128.0	150	125	10	7.1	3.35	2.4
C26-02-E00	Filter-Regulator-Lubricator	1/4	35.0	150	125	3.2, 10**	8.1	12.35	10.5
C26-03-E00	Filter-Regulator-Lubricator	3/8	60.0	150	125	3.2, 10	8.1	12.35	10.5
C26-04-E00	Filter-Regulator-Lubricator	1/2	128.0	150	125	3.2, 10	8.1	12.35	10.5

### INTEGRAL FILTER/REGULATOR SERIES

CB6-02-000	Filter/Regulator	1/4	64.0	150	125	2.7	9.5	3	2.4
CB6-03-000	Filter/Regulator	3/8	70.0	150	125	2.7	9.5	3	2.4
CB6-04-000	Filter/Regulator	1/2	70.0	150	125	2.7	9.5	3	2.4
CB7-02-E00	Filter/Regulator-Lubricator	1/4	36.1	150	125	2.7, 5**	9.4	6	5.6
CB7-03-E00	Filter/Regulator-Lubricator	3/8	58.5	150	125	2.7, 5	9.4	6	5.6
CB7-04-E00	Filter/Regulator-Lubricator	1/2	64.0	150	125	2.7, 5	9.4	6	5.6

Units also available with BSPP-G (Threaded Ports) — To order, place "C" in model code position 4, Example: XXX-CX-XXX

\* Plastic Bowl units

\*\*Filter, Lubricator

### ACCESSORIES FOR BOTH SERIES

GPA-95-292	Modular Sleeve	—	—	—	—	—	—	—	.30
GPA-95-968	Modular Mounting Bracket	—	—	—	—	—	—	—	.20
GPA-95-969	Modular Sleeve with Mounting Bracket	—	—	—	—	—	—	—	.52
GPA-95-223	Modular Connection End Block	1/4	—	—	—	—	—	—	.40
GPA-95-224	Modular Connection End Block	3/8	—	—	—	—	—	—	.30
GPA-95-225	Modular Connection End Block	1/2	—	—	—	—	—	—	.30
GPA-95-320	Modular Connection End Block	3/4	—	—	—	—	—	—	.30
GPA-95-321	Modular Connection End Block	1	—	—	—	—	—	—	.30
GRP-95-973	Automatic Mechanical Drain	1/8	—	200	150	—	—	—	.08
GPA-95-919	Manifold Block	1/4***	—	—	—	—	—	—	.64
GPA-95-096	Shut-off Valve (Lock-out Only)	1/4	—	—	—	—	—	—	.92
GPA-95-097	Shut-off Valve (Lock-out Only)	3/8	—	—	—	—	—	—	.90
GPA-95-098	Shut-off Valve (Lock-out Only)	1/2	—	—	—	—	—	—	.86

\*\*\*3 Auxiliary Ports

## Distributed Worldwide

Wilkerson offers a complete line of innovative fluid power products with features and operating characteristics that meet customer expectations of quality, performance, reliability, and value. Wilkerson representatives are located in most major cities throughout the world with additional manufacturing and sales affiliates in North and South America, Europe, Africa, Asia and the Pacific Rim Basin.

Visit our web site at:

[www.wilkersoncorp.com](http://www.wilkersoncorp.com)

# WILKERSON®

### Wilkerson

Pneumatic Division  
8676 E. M89  
P.O. Box 901  
Richland, MI 49083 USA

### Customer/Technical Service

Tel: (269) 629-2550  
Fax: (269) 629-2475



*R00 & F00*



*Dial Air  
Regulator*

**BUY FROM YOUR LOCAL DISTRIBUTOR**